

Overview

Corner section units designed to link in-between other models in a counter run providing a change of direction. Two models are available either 90° change in direction, or a 45° change in direction. These flexible ancillary units can be used for internal or external corners.



Note:

Low height models are available set at 800mm high.

Ideal for children up to 12 years.

These low height models have a "B" added to the model code.

Key Features:

- Low maintenance, easy cleaned and highly efficient.
- Versatile can be set for internal or external use
- Mobile all swivel castors two with brakes.

Options:

- Wide choice of coloured outer panels (Durable plastic coated steel).
- Fold down solid tray slide or tubular tray rail.

Optional solid tray slide (for external position only)

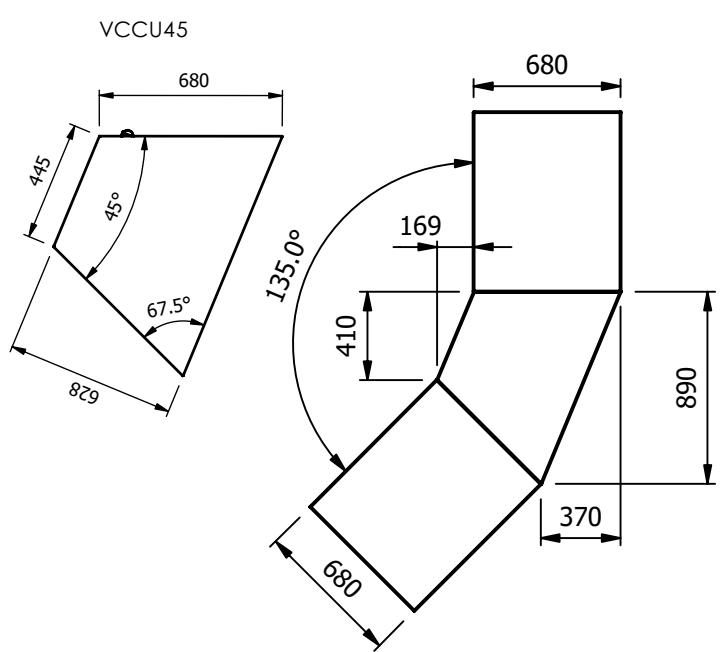
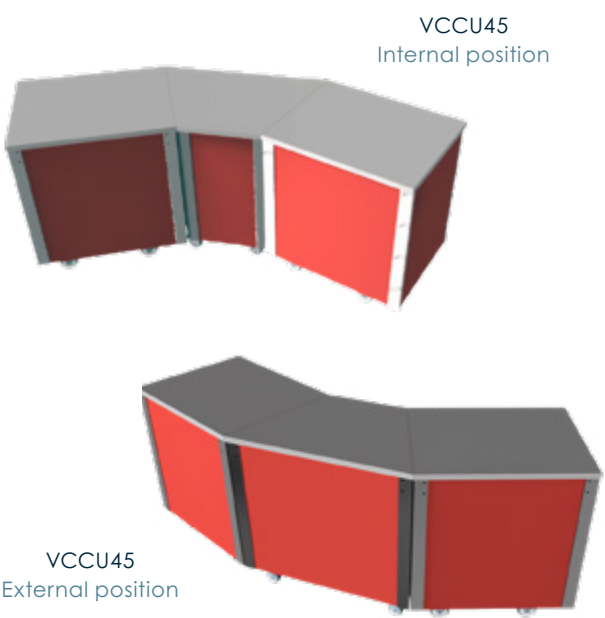
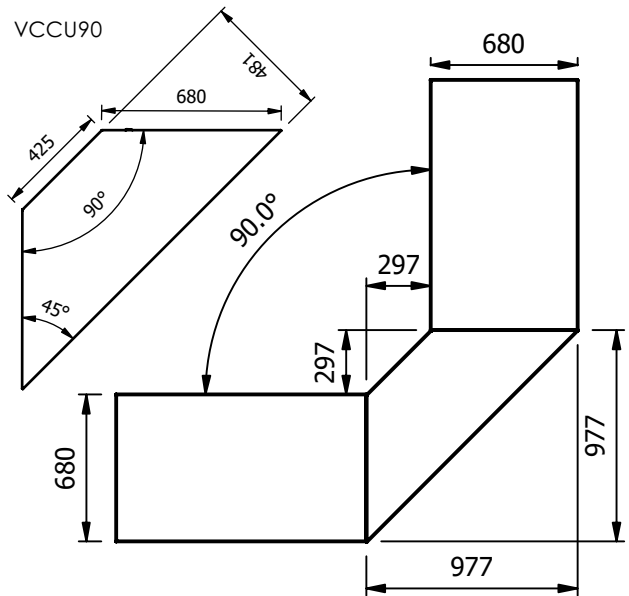

Model	Matching Unit size
VC90TS	VCCU90
VC45TS	VCCU45

Optional tubular tray rail (for external position only)

Model	Matching Unit size
VC90TR	VCCU90
VC45TR	VCCU45



Model	Weight (kg)	L x W x H (mm)
VCCU90	65	1382 x 481 x 900
VCCH45	70	963 x 628 x 900



E&R Moffat Ltd.
Bonnybridge
FK4 2BS
Scotland

Find us on:



www.ermoffat.co.uk
+44 (0) 1324 812272
sales@ermoffat.co.uk